

How to use garbage disposal

水槽垃圾处理器的使用方法

Always keep cold water running when running the garbage disposal.

Don't Put Anything In The Garbage Disposal That Is Not Biodegradable Food.

禁放任何不能降解的食物。开动处理器时保持冷水冲洗。

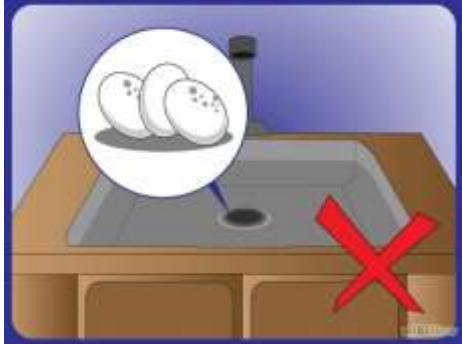
1. Garbage Disposal Dos and Don'ts 禁放硬骨头,粗纤维

- **Keep anything too hard out of the disposal.** The shredder will dull and become less efficient. Small hard objects can also get stuck and jam the rotating parts. Strong vegetable fibres can jam some garbage disposals, as well. If something may be harder than what the disposal handles, just put it in your trash can or think about setting up a worm composting bin. Some items to avoid are:
 - hard shells from shrimp, crabs and other shellfish
 - unpopped popcorn kernels, hard bones, uncooked rice

禁放任何硬的垃圾,包括粗纤维植物,否则会磨损碎物刀片或堵塞刀片。这些包括:

1. 虾, 螃蟹等贝类的坚硬外壳

2. 爆米花谷粒, 硬骨头, 生米



2 Do not put fibrous or starchy items in the disposal. 禁放纤维类或淀粉类

- banana peels, celery, potato peelings, corn husk or corn cobs, artichokes
- coffee grounds (in quantity) or coffee filters
- fruit pits and hard seeds from things like avocados or peaches
- onion skins (unless you're especially careful to completely remove the thin membranes of each, which can wrap around the shredder ring)
- egg shells should not be put in the disposal as they turn into a sand-like substance that clogs piping.

禁放纤维类或淀粉类。两者都可以引起特别顽固的漏堵塞（纤维缠结在一起，和淀粉越积越厚）。下列项目如要放入处理器中，应切成小块，或根本不要放入：

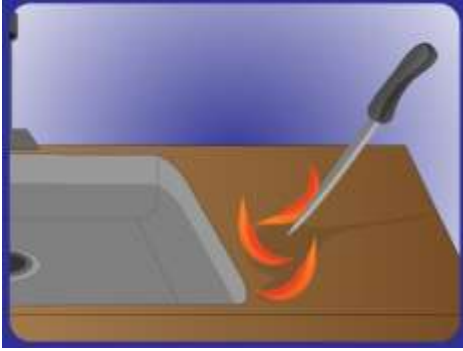
1. 香蕉皮, 芹菜, 土豆皮, 玉米叶, 玉米芯, 朝鲜蓟, 洋葱皮
2. 大量咖啡渣或咖啡过滤器, 硬的果核和果皮, 如鳄梨或桃子
3. 蛋壳, 因为它们会变成砂状物质, 堵塞管道



3. Avoid placing trash or hard items down the disposal 禁放硬物如铁钉，橡皮筋，易拉罐拉环，玻璃等

- cigarette butts or bottle caps, paper, plastic, or other trash 香烟
- fabric, string, rags, or sponges
- plant or flower clippings
- children's toys
- hair
- grease

1. 禁放香烟，衣物，毯子，海绵，玩具，头发，油脂
2. 剪下的植物或花部分



4. Cut large items into smaller pieces. 切碎大的物品。

- If they are too large, like the skins of melons, cut them into smaller pieces and put them one at a time into the disposal instead of trying to shove a large amount in at once. If you find yourself with a lot of larger pieces to cut up, it may be best to place them in the compost or trash instead.

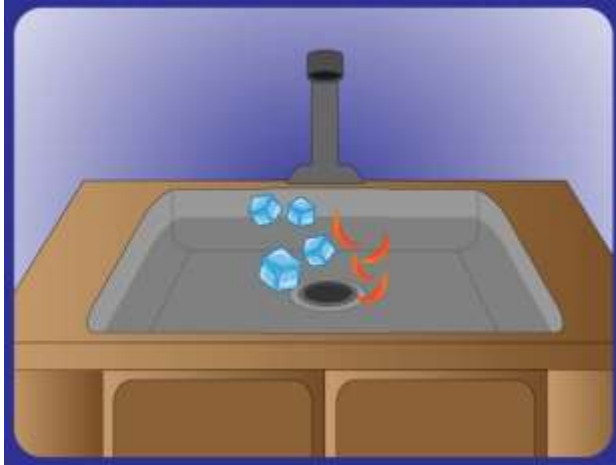
如果它们太大，像瓜皮，切成小块，把它们一次进入处置，而不是试图一次性全部放入。如果太多，就放垃圾桶或生物降解桶



5. Run cold water while the disposal is on. 处理器工作时打开冷水

Keep disposer and water running for 30 to 60 seconds *AFTER* the waste matter has cleared *your* drain. The waste still has a distance to go. Cold water keeps the motor, bearings and shredder assembly from overheating. It also lets the waste go down easier because the water is pushing it down. Don't use hot water, because it can melt fat and allow it to re-solidify as a blockage further down in the drain.

一直打开冷水，直到处理器停止后 30-60 秒。冷水避免电机，轴承和粉碎组件过热。它也可以冲击垃圾往下走。不要用太热的水，因为它可以融化脂肪，使其在排水管下端重新凝固，形成堵塞。



6. Clean it regularly. 定期清理处理器

- With the disposal off, clean the inner side of the rubber in the center of the sink leading to the disposal. It gets very dirty, and gives off an odor when not cleaned. Just wipe it with a paper towel.
- Dispose ice cubes or orange peels, or any citrus rinds, to freshen the disposal and keep it smelling clean, but cut them into slices first as large pieces of citrus peel, e.g. half a lime, can jam a disposal. You can also use pieces of citrus fruit that may be too old to consume, as long as they're not too spoiled to smell nice. You can freeze these pieces first, if you wish.

1. 定期清洗橡皮圈，否则有异味。
2. 将冰块或橘子皮，或柑橘外皮切成薄片放入，使气味清新